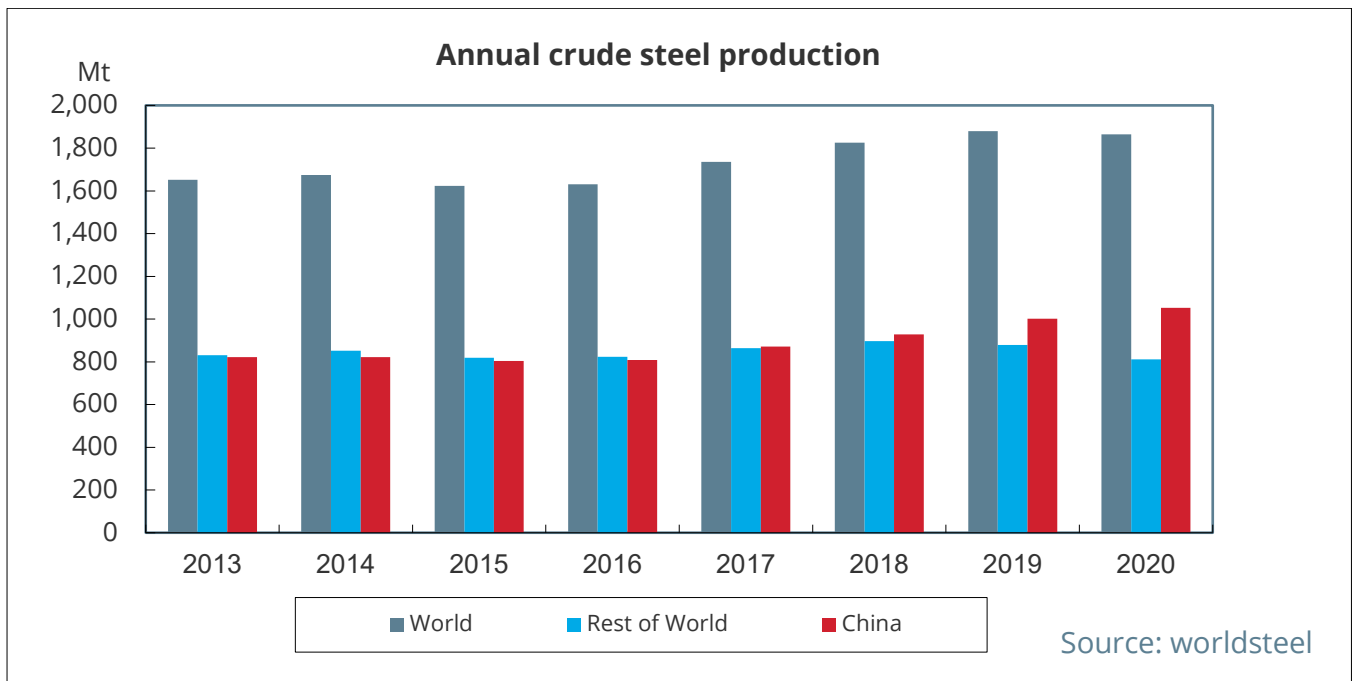


# PRESS RELEASE – Global crude steel output decreases by 0.9% in 2020

26 January 2021 | Brussels, Belgium

Global crude steel production reached 1,864.0 million tonnes (Mt) for the year 2020, down by 0.9% compared to 2019.



Asia produced 1,374.9 Mt of crude steel in 2020, an increase of 1.5% compared to 2019. China's crude steel production in 2020 reached 1,053.0 Mt, up by 5.2% on 2019. China's share of global crude steel production increased from 53.3% in 2019 to 56.5% in 2020. India's crude steel production for 2020 was 99.6 Mt, down by 10.6% on 2019. Japan produced 83.2 Mt in 2020, down 16.2% on 2019. South Korea produced 67.1 Mt, down 6.0% on 2019.

The EU produced 138.8 Mt of crude steel in 2020, a decrease of 11.8% compared to 2019. Germany produced 35.7 Mt of crude steel in 2020, down 10.0% on 2019.

In the CIS, production was 102.0 Mt in 2020, up by 1.5% on 2019. Russia is estimated to have produced 73.4 Mt in 2020, up 2.6% on 2019. Ukraine produced 20.6 Mt in 2020, down 1.1% on 2019.

Crude steel production in North America was 101.1 Mt in 2020, down 15.5% on 2019. The United States produced 72.7 Mt in 2020, down 17.2% on 2019.

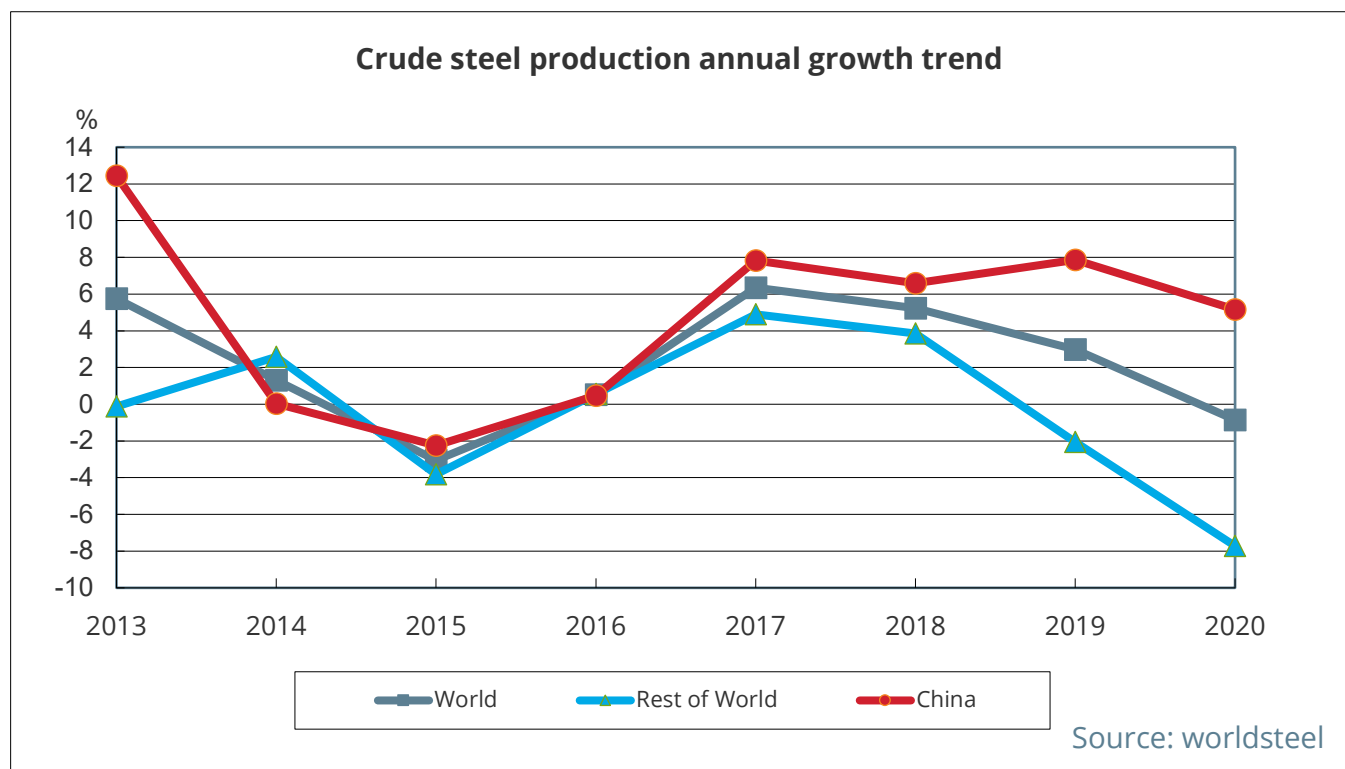
The Middle East produced 45.4 Mt of crude steel in 2020, an increase of 2.5% on 2019. Iran is estimated to have produced 29.0 Mt in 2020, up 13.4% on 2019.

Annual crude steel production for South America was 38.2 Mt in 2020, a decrease of 8.4% on 2019. Brazil produced 31.0 Mt in 2020, down by 4.9% compared to 2019.

Turkey's crude steel production for 2020 was 35.8 Mt, up by 6.0% on 2019.

Africa produced 17.2 Mt of crude steel in 2020, the same as the 2019 production figure.

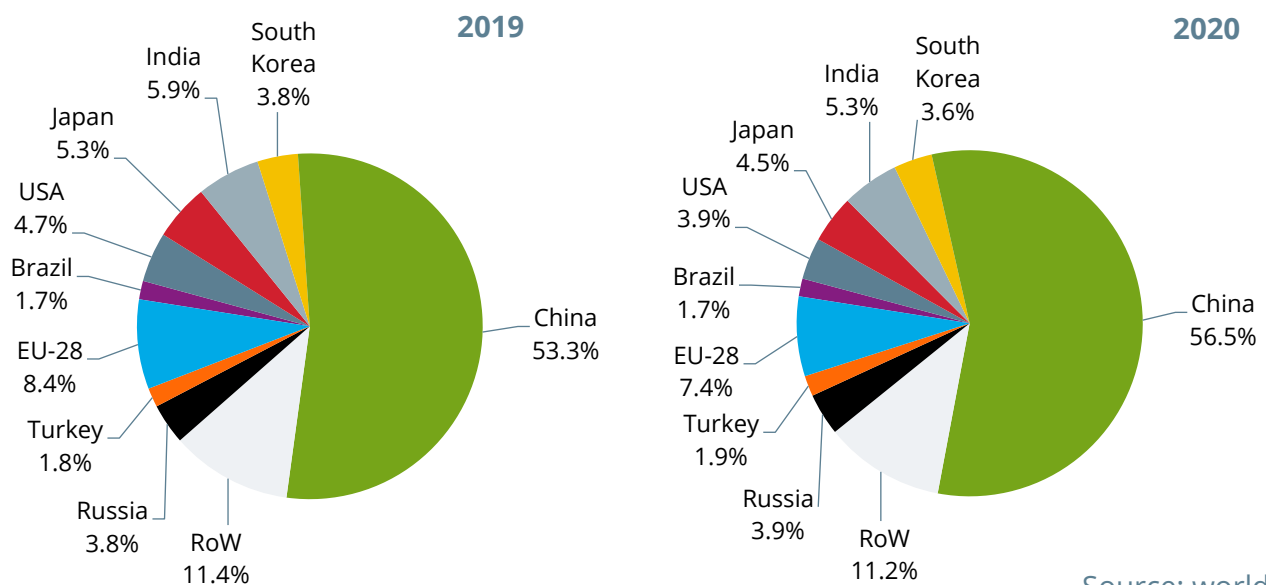
Oceania produced 6.1 Mt of crude steel in 2020, down 1.4% on 2019.



## Top 10 steel producing countries in 2020

	Country	2020 (Mt)	2019 (Mt)	% 2020/2019
1	China	1,053.0	1,001.3	5.2
2	India	99.6	111.4	-10.6
3	Japan	83.2	99.3	-16.2
4	Russia (e)	73.4	71.6	2.6
5	United States	72.7	87.8	-17.2
6	South Korea	67.1	71.4	-6.0
7	Turkey	35.8	33.7	6.0
8	Germany	35.7	39.6	-10.0
9	Brazil	31.0	32.6	-4.9
10	Iran (e)	29.0	25.6	13.4

## Share of global crude steel production



#Ends#

## Notes

- The World Steel Association (worldsteel) is one of the largest and most dynamic industry associations in the world, with members in every major steel-producing country. worldsteel represents steel producers, national and regional steel industry associations, and steel research institutes. Members represent around 85% of global steel production.
- The 2020 figures in this press release are preliminary and are subject to change.
- For antitrust reasons worldsteel no longer produces a monthly global capacity utilisation ratio. Information on capacity can be found on the [OECD website](#).