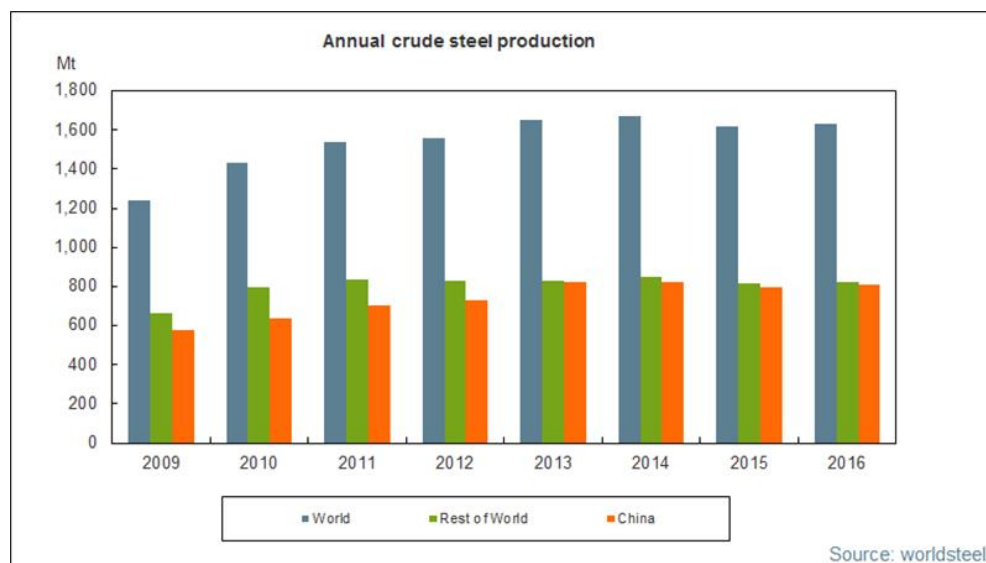


PRESS RELEASE

World crude steel output increases by 0.8% in 2016

Brussels, 25 January 2017 - World crude steel production reached 1,628.5 million tonnes (Mt) for the year 2016, up by 0.8% compared to 2015. Crude steel production decreased in Europe, the Americas and Africa. Crude steel production increased in the CIS, the Middle East, Asia and Oceania.



Annual production for Asia was 1,125.1 Mt of crude steel in 2016, an increase of 1.6% compared to 2015. China's crude steel production in 2016 reached 808.4 Mt, up by 1.2% on 2015. China's share of world crude steel production increased from 49.4% in 2015 to 49.6% in 2016. Japan produced 104.8 Mt in 2016, down by -0.3% compared to 2015. India's crude steel production for 2016 was 95.6 Mt, up by 7.4% on 2015. South Korea produced 68.6 Mt of crude steel in 2016, a decrease of -1.6% compared to 2015.

In 2016, the EU (28) produced 162.3 Mt of crude steel, a decrease of -2.3% compared to 2015. Germany produced 42.1 Mt of crude steel in 2016, down by -1.4% over 2015. Italy produced 23.3 Mt in 2016, an increase of 6.0% over 2015. Spain produced 13.7 Mt of crude steel in 2016, a decrease of -0.8% compared to 2015.

2016 crude steel production in North America was 111.0 Mt, the same amount as in 2015. The US produced 78.6 Mt of crude steel, down by -0.3% on 2015.

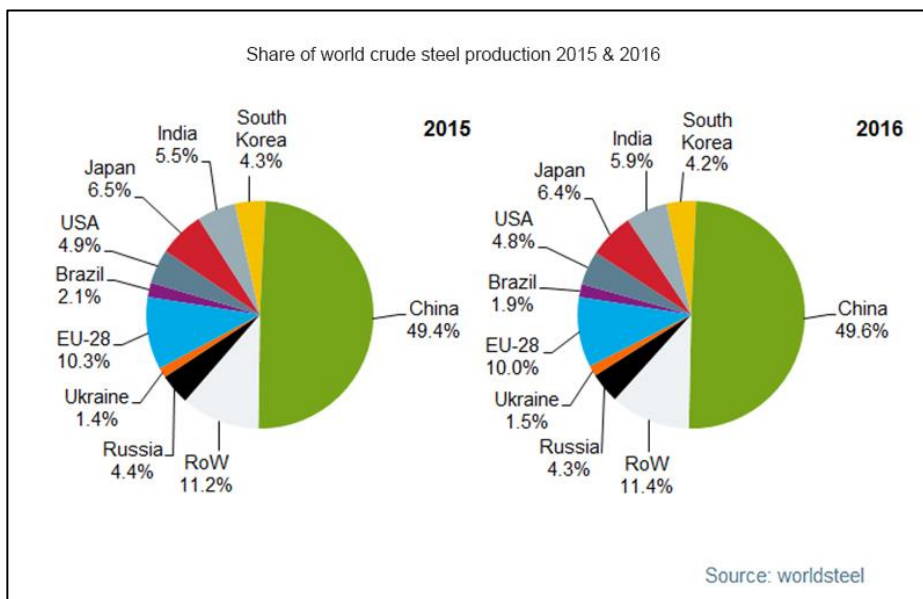
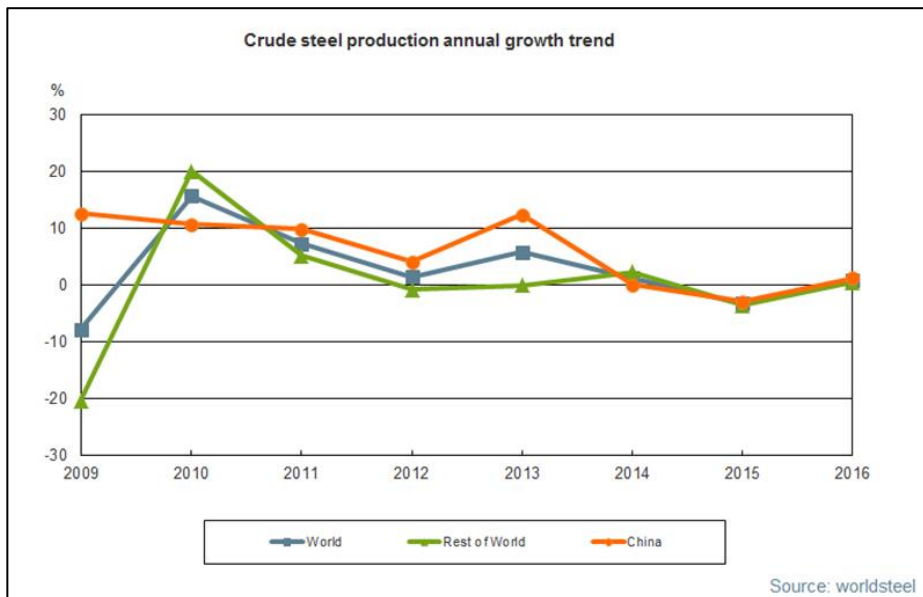
Crude steel production in the CIS was 102.4 Mt in 2016, 0.8% higher than in 2015. Russia produced 70.8 Mt of crude steel in 2016, down by -0.1% on 2015. Ukraine recorded an increase of 5.5% with a year-end figure of 24.2 Mt.

Annual crude steel production for South America was 39.2 Mt in 2016, a decrease of -10.6% on 2015. Brazil produced 30.2 Mt in 2016, down by -9.2% compared to 2015.

Media enquiries

Nicholas Walters
E: media@worldsteel.org
T: +32 (0)2 708 81 84
M: +44 (0)7900 824 444

Bradley Forder
E: media@worldsteel.org
T: +32 (0)2 702 88 98
M: +32 (0)478 329 670



Media enquiries

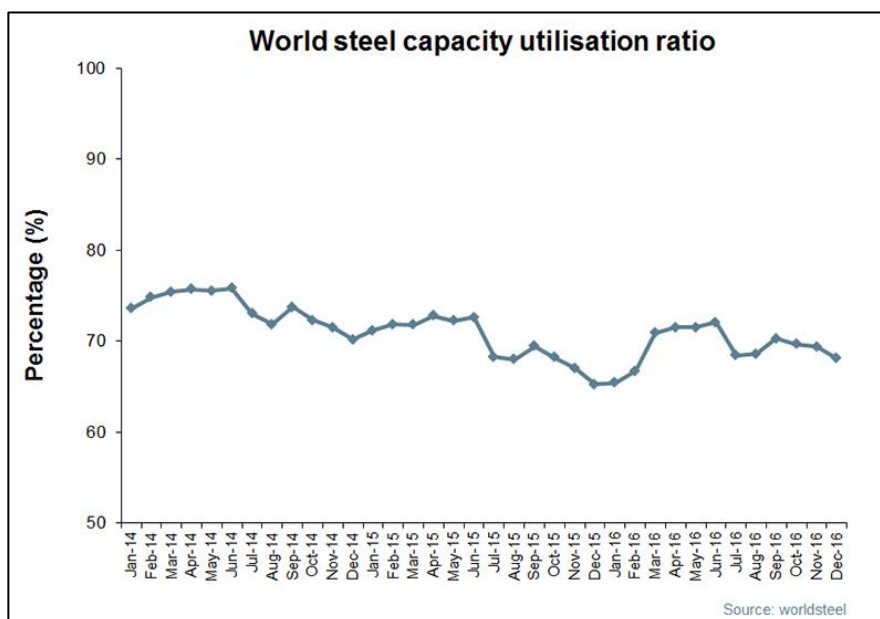
Nicholas Walters
E: media@worldsteel.org
T: +32 (0)2 708 81 84
M: +44 (0)7900 824 444

Bradley Forder
E: media@worldsteel.org
T: +32 (0)2 702 88 98
M: +32 (0)478 329 670

Top 10 steel-producing countries				
Rank	Country	2016 (Mt)	2015 (Mt)	%2016/2015
1	China	808.4	798.8	1.2
2	Japan	104.8	105.1	-0.3
3	India	95.6	89.0	7.4
4	United States	78.6	78.8	-0.3
5	Russia	70.8	70.9	-0.1
6	South Korea	68.6	69.7	-1.6
7	Germany	42.1	42.7	-1.4
8	Turkey	33.2	31.5	5.2
9	Brazil	30.2	33.3	-9.2
10	Ukraine	24.2	23.0	5.5

Source: worldsteel

In December 2016, world crude steel production for the 66 countries reporting to the World Steel Association (worldsteel) was 134 Mt, an increase of 5.5% compared to December 2015. The crude steel capacity utilisation ratio of the 66 countries in December 2016 was 68.1%. This is 2.8 percentage points higher than December 2015. The average capacity utilisation in 2016 was 69.3% compared to 69.7% in 2015.



Ends

Media enquiries

Nicholas Walters
E: media@worldsteel.org
T: +32 (0)2 708 81 84
M: +44 (0)7900 824 444

Bradley Forder
E: media@worldsteel.org
T: +32 (0)2 702 88 98
M: +32 (0)478 329 670

Notes to Editors:

- The World Steel Association (worldsteel) is one of the largest and most dynamic industry associations in the world. worldsteel members represent approximately 85% of the world's steel production, including over 160 steel producers with 9 of the 10 largest steel companies, national and regional steel industry associations, and steel research institutes.
- The total annual global and regional production figures in this press release includes estimates of other countries that only report annually. The monthly crude steel statistics available on worldsteel.org every month show figures from the 66 countries reporting to worldsteel on a monthly basis.
- The monthly crude steel capacity utilisation ratio is calculated based on crude steel production information available at worldsteel, publically-available capacity information and OECD capacity estimates.
- Megatonne (Mt) is a metric unit equivalent to 1 million tonnes.
- The attached PDF file contains a summary of world crude steel production by region from 2016 to 2015, a list of the largest steel producing countries 2016 and December 2016 production figures.

Media enquiries

Nicholas Walters

E: media@worldsteel.org

T: +32 (0)2 708 81 84

M: +44 (0)7900 824 444

Bradley Forder

E: media@worldsteel.org

T: +32 (0)2 702 88 98

M: +32 (0)478 329 670